

## PRODUCT SPECIFICATIONS

5R1UD-S12, 5R2UD-S24, 5R4UD-S48

# OPT-X™ UHDX Fiber Optic Rack-Mount Enclosures, 1RU, 2RU, & 4RU

## APPLICATION

UHDX Fiber Rack-Mount Enclosures provide an inter-connect or cross-connect between backbone horizontal cable and active equipment while using minimum rack space in a frame or cabinet. Enclosures allow for easy installation of pre-terminated solutions, and are ideal for high-density fiber applications in data centers, equipment rooms, and central offices.



## SPECIFICATION

Enclosures with sliding trays shall be available in 1RU, 2RU, and 4RU versions that accommodate termination of up to 144, 288, or 576 fibers respectively (using LC connectors). Individual sliding trays shall have a forward stop, be removable for ease of installation, and minimize the impact on surrounding fiber. Enclosures shall accept LC, SC, and MTP® modular adapter plates, splice modules, and MTP cassettes. Fiber cable routing and protection shall include patch cord cable managers at entry/exit points, multiple tie-down points for rear cable management, and a cable strain-relief kit for incoming backbone fiber. The enclosure design shall feature a front hinged door to provide protection and concealment, and allow unobstructed access to the patching area. 1RU and 2RU enclosures shall feature a removable rear door, and 4RU enclosures shall feature a rear hinged door. Enclosures shall be designed for a one-person install and have visible port location identifiers for poorly lit application environments. Enclosures shall be constructed of 18-gauge steel, 5052 aluminum, and polycarbonate plastic for rigidity and robustness.

## COUNTRY OF ORIGIN

USA

## FEATURES

- Up to 144 fibers (using LC) in a 1RU enclosure, 288 fibers in a 2RU enclosure, and 576 fibers in a 4RU enclosure using HDX adapter plates, splice modules, or MTP cassettes
- Enclosure accepts Base8, Base12, and Base24 MTP cassettes
- Individual sliding trays remove completely to facilitate field terminations
- Sliding tray glides forward, providing accessibility to front and rear bulkheads after installation
- Side and rear entries for backbone trunk cabling
- Removable rear cover/door for open access in 1RU and 2RU enclosures
- One-person install of all enclosure sizes
- Rear brush guards (sold separately) minimize dust build up
- Visible port location identifiers

## DESIGN CONSIDERATIONS

- Enclosures are sold unloaded
- Designed for pre-terminated solutions and fusion splicing (single and 12-fiber ribbon)
- Rear fiber guards prevent pinching or catching of fibers when sliding trays are engaged
- Does not accept splice trays
- Enclosures protrude 4.5 inches from mounting ears to align with the Leviton VERSI-DUCT™ Cable Management System
- Accessory kit consists of cable ties, mounting ear screws, and port ID card
- Color scheme identifies parts that are fixed, moveable, and used for cable management
- 19-inch or 23-inch rack-mount options
- Uses universal OPT-X Cable Clamp Kit

## STANDARDS & REGULATIONS

- ANSI/TIA-568.3-D

## MECHANICAL SPECIFICATIONS

Dimensions: See page two

Materials: Durable polycarbonate plastic,  
5052-H32 aluminum, 18-gauge steel,  
powder-coated black

Temperature (Installation): -10 °C to +60 °C

Temperature (Operating): -10 °C to +60 °C

## WARRANTY INFORMATION

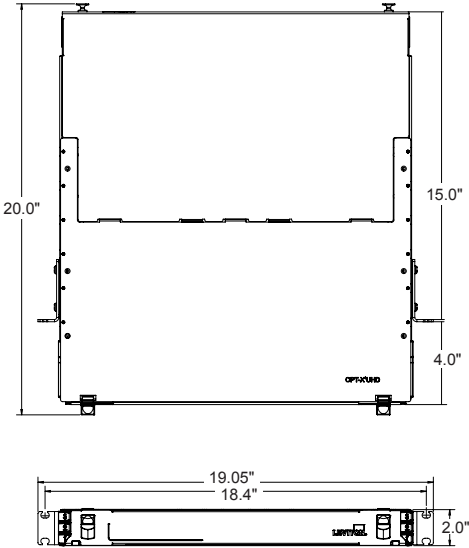
For Leviton product warranties, go to [leviton.com/ns/warranty](http://leviton.com/ns/warranty)

5R1UD-S12, 5R2UD-S24, 5R4UD-S48

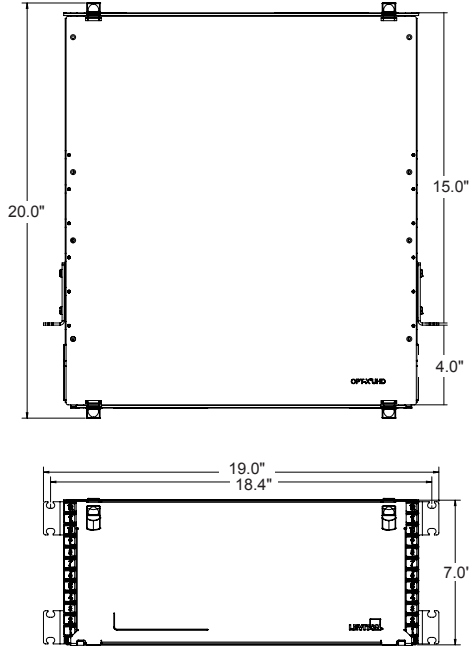
PRODUCT SPECIFICATIONS

5R1UD-S12, 5R2UD-S24, 5R4UD-S48

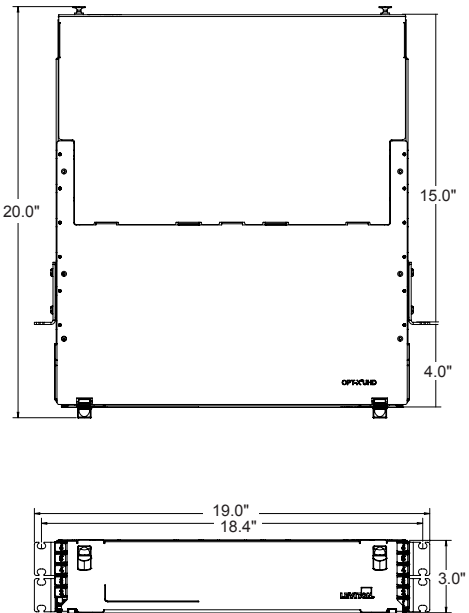
5R1UD-S12



5R4UD-S48



5R2UD-S24



5R1UD-S12, 5R2UD-S24, 5R4UD-S48

## PRODUCT SPECIFICATIONS

### 5R1UD-S12, 5R2UD-S24, 5R4UD-S48



5R1UD-S12, 5R2UD-S24, 5R4UD-S48

#### DENSITY

Rack Unit	Fibers (using LC)	Fibers (using 24-fiber MTP®)	HDX Adapter Plate/ Splice Module/ MTP Cassette*	Dimensions	Weight (unloaded)
1RU	Up to 144 fibers	Up to 1,728 fibers	Up to 12	1.73" H x 19" W x 19" D	16 lbs
2RU	Up to 288 fibers	Up to 3,456 fibers	Up to 24	3.45" H x 19" W x 19" D	24 lbs
4RU	Up to 576 fibers	Up to 6,912 fibers	Up to 48	6.9" H x 19" W x 19" D	30 lbs

\* Use of HDX2 cassettes reduces cassette density to 1/2 but overall fiber density is the same.

#### OPT-X™ UHDX RACK-MOUNT ENCLOSURES

Description	Part No.
1RU, empty, accepts up to 12 HDX cassettes, splice module, or plates	5R1UD-S12
2RU, empty, accepts up to 24 HDX cassettes, splice module, or plates	5R2UD-S24
4RU, empty, accepts up to 48 HDX cassettes, splice module, or plates	5R4UD-S48

#### ACCESSORIES

Description	Part No.
Universal OPT-X Clamp Kit, Single Cable Grommet (for enclosure mounting)	5RCMP-KIT
Universal OPT-X Clamp Kit, Multiple Cable Grommet (for enclosure mounting)	5RCMP-KT2
Universal OPT-X Clamp Kit, Single and Multiple Cable Grommet (for rack mounting)	5RCMR-KIT
Brush Guard, 1RU (bag of 2)	5RBSH-1UN
Brush Guard, 2RU (bag of 2)	5RBSH-2UN
23" Rack-Mount Ears (bag of 2)	5REAR-023

For further support information, visit [leviton.com/ns/support](https://leviton.com/ns/support)

Page 3 of 3

**USA**  
**Network Solutions Headquarters**  
+1 (800) 722 2082  
[infoUSA@leviton.com](mailto:infoUSA@leviton.com)  
Leviton Berk-Tek Cable: +1 (800) 237 5835  
[berktek.info@leviton.com](mailto:berktek.info@leviton.com)

**Asia Pacific**  
+852 3620 2602  
[infoAPAC@leviton.com](mailto:infoAPAC@leviton.com)

**Canada**  
+1 (800) 461 2002  
[infoCanada@leviton.com](mailto:infoCanada@leviton.com)

**Europe**  
+44 (0) 1592 772124  
[infoEurope@leviton.com](mailto:infoEurope@leviton.com)

**Latin America**  
MX: +52 (55) 2128 6286  
LATAM: +52 (55) 2333 5963  
[infoLATAM@leviton.com](mailto:infoLATAM@leviton.com)

**Middle East & Africa**  
+971 (4) 247 9800  
[infoMEA@leviton.com](mailto:infoMEA@leviton.com)

NETWORK SOLUTIONS PRODUCTS ARE AVAILABLE WORLDWIDE IN OVER 100 COUNTRIES. VISIT US ONLINE AT [LEVITON.COM/NS](https://leviton.com/ns) TO LEARN MORE.