

# Lever Edge™

## Decora® Rocker Slide Dimmer

### Innovative Installation with Superior Dimming Performance



Industry-leading quality, superior dimming performance, and fast, intuitive installation, makes the Decora® **Lever Edge** Rocker Slide Dimmer one of the easiest DIY installations on the market today... just **push, click and you are done.**


**Lever Edge** technology is an innovative installation method based on color-coded levers to help identify the correct terminal, including an industry first lever terminal for the ground wire resulting in faster, more efficient wiring. This patented design has a snap feature with an audible 'click' so you can be confident with every termination. It has a larger strap with a unique tongue and groove alignment for quicker trim-out on multi-gang installations, and no exposed metal parts for enhanced safety.

The dimmer features a Decora rocker switch with an integrated slide bar. It is designed for dimming LED bulbs and fixtures, and a faster, easier installation using the **Lever Edge** terminals. It works with existing wiring and is ideal for newer and older homes because it does not require a neutral wire for installation. The device works in single pole or 3-way installations and is compatible with any 3-way switch. The dimmer includes a setup button to easily adjust the minimum and maximum dimming range, fade on and startup configuration settings. Change the color at any time using the faceplate DSKIT (sold separately), available in seven popular colors.


The Decora **Lever Edge** Rocker Slide Dimmer is the ideal solution for both DIY and Pro users who are looking for a practical and safer way to install electrical devices.

## Applications


Living/Family Rooms, Dining Rooms, Bedrooms, Kitchens, Bathrooms, Home Offices, Basements



**PUSH.**  
Faster and easier to wire



**CLICK.**  
Audible 'click' confirms secure connection



**DONE.**  
Terminate with confidence

## PRODUCT SPECIFICATIONS

### Benefits

- **Modernize your home:** Replace your current wall switch with a dimmer switch for an easy and cost-effective update that works with existing wiring in newer and older homes
- **Transform a room:** Whether you are entertaining guests, reading a bedtime story, or watching the latest flick, adjusting the light level creates the perfect ambiance for any activity
- **Prevent flickering lights:** Designed for dimming performance with LED bulbs out of the box
- **Installation is a breeze:** Push. Click. Done. Install with confidence with simple to understand color-coded levers, easy wire push in, and audible 'click' confirming a secure connection
- **Peace of mind:** The push-in Lever Edge terminals allow connections that are safe and reliable with no exposed wires
- **Convenient control of the same lights from two separate locations:** Use the ESL01 in one location and a 3-way switch (sold separately) in the second location
- **Match your style:** Easily change the color of the dimmer using color change faceplates available in seven popular colors

### Features

- Integrated slider to brighten and dim lights
- No neutral wire required for installation
- Separate On/Off Decora switch to set and keep the preferred light level
- Setup button to easily adjust settings such as minimum and maximum dimming range, fade on, startup configuration, and more
- Status LED can be enabled to illuminate when lights are OFF making it easier to locate the dimmer in the dark
- Single Pole or 3-way when used with a 3-way switch
- Change the color using faceplates available in white, ivory, light almond, gray, black, brown and red (DSKIT)

### Lever Edge Installation Features

- Patented lever terminals for fast, efficient wiring
- Color-coded terminals reduce the risk of miswiring
- The only residential device on the market with a ground wire quick termination
- No exposed metal parts for enhanced safety; eliminates need for electrical tape
- Lever doors have "snap" feature to assure connection has been made; audible click confirms lever door is closed
- Lever connectors work with 12 gauge and 14 gauge solid and stranded copper wire
- Wire openings prevent wire insulation from being inserted into the terminals
- Unique tongue and groove alignment feature offers quicker trim out in multi-gang installations
- Test openings for circuit testers
- Fits Midway wallplates out of the box with easy break-off fins for compatibility with Decora and Decora Plus™ standard and screwless wallplates

### Technical Specifications

- For indoor use only
- General Use: 120VAC, 60Hz
- Ratings: 150W LED, CFL, Incandescent, Halogen

### Agency Standards and Compliance

- cULus
- FCC/IC
- Complies with California Title 24, Part 6
- IECC
- SSL 7A

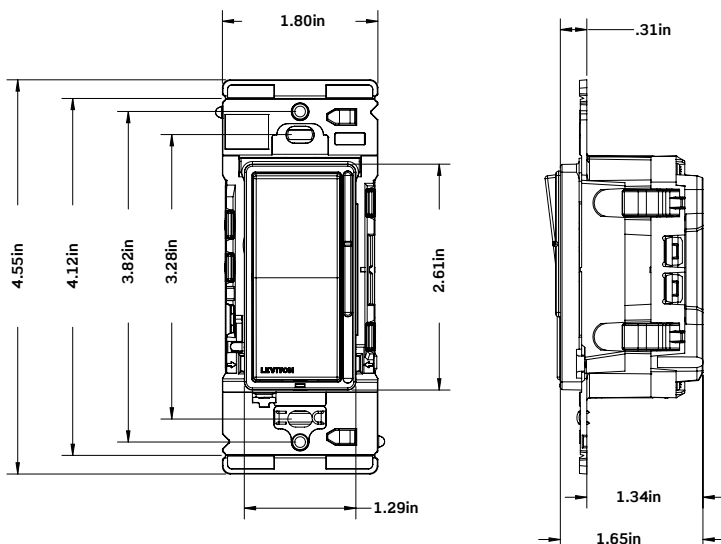
### Environment Specifications

- Operating Temperature Range: 0°C - 40°C
- Relative Humidity: 10% - 90%, non-condensing
- Storage Temperature Range: -10°C - 85°C

### Warranty

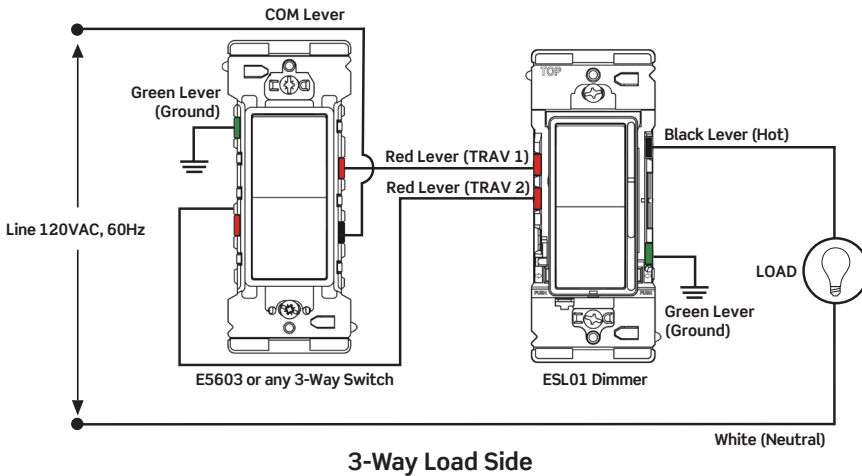
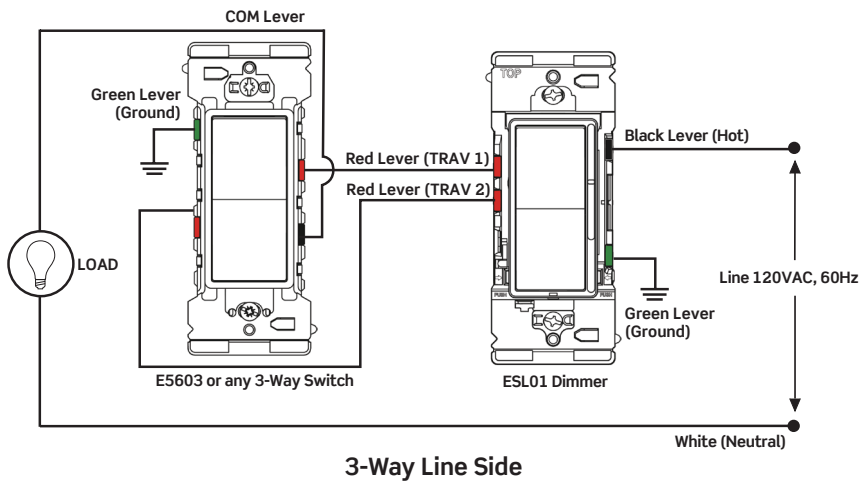
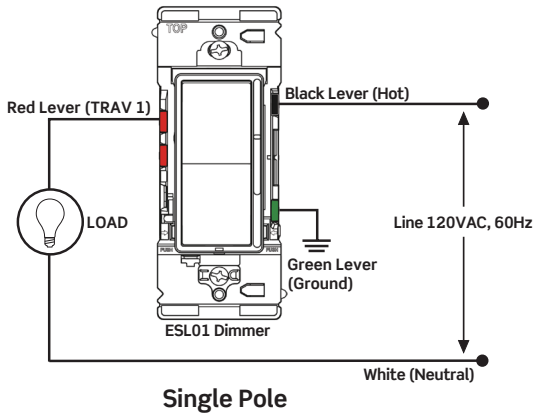
One-year limited

### Dimensional Drawings



# PRODUCT SPECIFICATIONS

## Wiring Diagrams



## Ordering Information

| Cat. No.         | Description   | Rating  | Color               |
|------------------|---|---|---------------------|
| <b>ESL01-1LW</b> | Decora Lever Edge Rocker Slide LED, CFL, Incandescent, Halogen Dimmer with Optional Locator Light | 150W LED and CFL<br>150W Incandescent/Halogen | W                   |
| <b>DSKIT-00</b>  | Color Change Faceplates   | n/a   | W, I, T, G, E, B, R |

Color change faceplates are available in the following colors: White (-W), Ivory (-I), Light Almond (-T), Gray (-G), Black (-E), Brown (-B) and Red (-R).



**Leviton Manufacturing Co., Inc.**

Tech Line: 1-800-824-3005

Mon-Fri 8am-10pm EST, Saturday 9am-7pm EST, Sunday 9am-5pm EST

For 24/7 product support visit [www.leviton.com/support](http://www.leviton.com/support)

**Visit our Website at: [www.leviton.com/leveredge](http://www.leviton.com/leveredge)**

© 2025 Leviton Manufacturing Co., Inc. All rights reserved.  
All trademarks are the property of their respective owners.

